

***PANTHER TRACE I
COMMUNITY DEVELOPMENT DISTRICT***

Advanced Meeting Package

***Board of Supervisors
Regular Meeting***

***Tuesday
February 26, 2019
7:30 p.m.***

***Panther Trace I Clubhouse
12515 Bramfield Drive
Riverview, Florida***

Note: The Advanced Meeting Package is a working document and thus all materials are considered DRAFTS prior to presentation and Board acceptance, approval or adoption.

Panther Trace I Community Development District

DPFG Management & Consulting, LLC
15310 Amberly Drive, Suite 175, Tampa, Florida 33647
Phone: 813-374-9105

Board of Supervisors
**Panther Trace I Community
Development District**

Dear Board Members:

A Regular Meeting of the Board of Supervisors of the Panther Trace I Community Development District is scheduled for **Tuesday, February 26, 2019 at 7:30 p.m.** at the **Panther Trace I Clubhouse**, 12515 Bramfield Drive, Riverview, Florida.

The advanced copy of the agenda for the meeting is attached along with associated documentation. Any additional support material will be distributed at the meeting.

The balance of the agenda is routine in nature and staff will present their reports at the meeting. If you have any questions, please contact me.

Sincerely,

Raymond J. Lotito
District Manager

cc: Attorney, Straley Robin
Engineer, Stantec
Clubhouse Manager
District Files

District: **PANTHER TRACE I COMMUNITY DEVELOPMENT DISTRICT**

Date of Meeting: Tuesday, February 26, 2019

Time: 7:30 P.M.

Location: Panther Trace I Clubhouse
12515 Bramfield Drive
Riverview, Florida

Dial –in Number: 515-603-4904

Guest Access Code: 434537#

Agenda

I. Roll Call

II. Audience Comments

III. Administrative Matters

- | | | |
|----|---|------------------|
| A. | Consideration and Approval of Minutes of the January 22, 2019 Meeting | Exhibit 1 |
| B. | Acceptance of the January 2019 Financial Statements | Exhibit 2 |
| C. | Acceptance of the January 2019 Operations & Maintenance Expenditures | Exhibit 3 |

IV. Business Matters

- | | | |
|----|---|------------------|
| A. | Ratification of Donation to Collins Elementary School | Exhibit 4 |
| B. | Review and Consideration of Pro-Bono Swim Lessons from Brandon Sports & Aquatics Center, YMCA | Exhibit 5 |

V. Old Business Matters

- | | | |
|----|---|------------------|
| A. | Consideration and Acceptance of LMP Pond Erosion Sod Replacement Proposal, 12307 Adventure Drive - \$730.00 | Exhibit 6 |
|----|---|------------------|

VI. Staff Reports

- | | | |
|----|--|------------------|
| A. | District Manager | |
| B. | District Counsel | |
| C. | District Engineer | |
| D. | Facilities Director | |
| 1. | Facilities Director's Report February 2019 | Exhibit 7 |
| | ➤ Pool Health Department Report | |
| | ➤ Water Usage Report | |
| | ➤ Aquatics Report and Inspection Report | |

2. Review of the OLM Inspection Report, Grade Sheet
and LMP Landscape Weekly Summary Report

Exhibit 8

- VI. Supervisors' Requests
- VII. Adjournment

EXHIBIT 1.

1
2
3
4
5
6
7
8
9

**MINUTES OF MEETING
PANTHER TRACE I
COMMUNITY DEVELOPMENT DISTRICT**

10 The Regular Meeting of the Board of Supervisors of the Panther Trace I Community
11 Development District was held on Tuesday, January 22, 2019 at 7:30 p.m. at the Panther Trace
12 Clubhouse, 12515 Bramfield Drive, Riverview, Florida 33579.

13
14
15
16
17
18
19
20
21
22

FIRST ORDER OF BUSINESS – Roll Call

23 Mr. Lotito called the meeting to order and conducted roll call.

24 Present and constituting a quorum were:

25 Mike Staubitz Board Supervisor, Vice Chairman
26 Dan O'Neill Board Supervisor, Assistant Secretary
27 Michael Themar Board Supervisor, Assistant Secretary

28 Also present were:

29 Raymond Lotito District Manager, DPFG Management & Consulting
30 LLC

31 *The following is a summary of the discussions and actions taken at the January 22, 2019 Panther Trace I*
32 *CDD Regular Meeting.*

33
34
35
36
37
38
39
40
41
42

Pledge of Allegiance

43 The Pledge of Allegiance was recited.

44
45
46
47
48
49
50
51
52
53

SECOND ORDER OF BUSINESS – Audience Comments

54 There being none, next item followed.

55
56
57
58
59
60
61
62
63
64

THIRD ORDER OF BUSINESS – Administrative Matters

65 A. **Exhibit 1:** Consideration and Approval of the Minutes of the December 4, 2018 Meeting

66 On a MOTION by Mr. O'Neill, SECONDED by Mr. Themar, WITH ALL IN FAVOR, the Board
67 approved the minutes of the meeting held on **December 4, 2018** for the Panther Trace I Community
68 Development District.

69 B. **Exhibit 2:** Acceptance of the November & December 2018 Financial Statements

70 On a MOTION by Mr. O'Neill, SECONDED by Mr. Themar, WITH ALL IN FAVOR, the Board
71 accepted the **November and December 2018** Financial Statements for the Panther Trace I Community
72 Development District.

73 C. **Exhibit 3:** Acceptance of the November & December 2018 Operations & Maintenance
74 Expenditures

75 On a MOTION by Mr. O'Neill, SECONDED by Mr. Themar, WITH ALL IN FAVOR, the Board
76 accepted the **November and December 2018** Operations and Maintenance Expenditures for the Panther
77 Trace I Community Development District.

78
79
80
81
82
83
84
85
86
87

FOURTH ORDER OF BUSINESS – Business Matters

There being none, next item followed.

FIFTH ORDER OF BUSINESS – Staff Reports

A. District Manager

Mr. Lotito briefly reviewed the matter relating to the basketball hoops. Discussion ensued. Per Board direction, it was decided to wait on the repair of the basketball hoops.

B. District Counsel

There being none, next item followed.

C. District Engineer

There being none, next item followed.

D. Facilities Director

Mr. Lotito reviewed the items of the Facilities Director's report for January and presented the proposal from LMP for pond erosion sod replacement. Discussion ensued.

➤ **Exhibit 4:** Facilities Director's Report January 22, 2019

➤ **Exhibit 5:** Review of the OLM Inspection Report, Grade Sheet and LMP Landscape Weekly Summary Report

➤ **Exhibit 6:** Consideration and Acceptance of LMP Pond Erosion Sod Replacement Proposal – 12307 Adventure Drive - \$730.00

This agenda item is tabled to the February 26, 2019 meeting for further discussion.

SIXTH ORDER OF BUSINESS – Supervisors Requests

There being none, next item followed.

SEVENTH ORDER OF BUSINESS – Adjournment

Mr. Lotito asked for final questions, comments, or corrections before adjourning the meeting. There being no new additional items, and upon a motion duly made, seconded and unanimously carried, Mr. Lotito declared the meeting adjourned.

On a MOTION by Mr. O'Neill, SECONDED by Mr. Themar, WITH ALL IN FAVOR, the Board adjourned the meeting for the Panther Trace I Community Development District.

**Each person who decides to appeal any decision made by the Board with respect to any matter considered at the meeting is advised that person may need to ensure that a verbatim record of the proceedings is made, including the testimony and evidence upon which such appeal is to be based.*

Meeting minutes were approved at a meeting by vote of the Board of Supervisors at a publicly noticed meeting held on _____.

Signature

Signature

Printed Name

Printed Name

80

81 **Title:** ☐ **Secretary** ☐ **Assistant Secretary**

Title: ☐ **Chairman** ☐ **Vice Chairman**

EXHIBIT 2.

Panther Trace Community Development District

Financial Statements
(Unaudited)

Period Ending
January 31, 2019

Panther Trace CDD
Balance Sheet
January 31, 2019

	GENERAL FUND	DS2007 FUND	CONSOLIDATED TOTAL
1 <u>ASSETS:</u>			
2			
3 CASH	\$ 28,824	\$ -	\$ 28,824
4 CASH - DEBIT CARD	1,993	-	1,993
5			
6 INVESTMENTS:			
7 MONEY MARKET ACCOUNT - BU	1,938,571	-	1,938,571
8 TRUST - REVENUE ACCT	-	446,809	446,809
9 TRUST - RESERVE ACCT	-	1	1
10 TRUST - INTEREST ACCT	-	-	-
11 ACCOUNTS RECEIVABLE	-	-	-
12 ON ROLL ASSESSMENTS RECEIVABLE - CY	43,302	17,524	60,826
13 ASSESSMENTS RECEIVABLE - PY (FY13&FY14)	6,157	2,528	8,685
14 ALLOWANCE - UNAVAILABLE REVENUE	(6,157)	(2,528)	(8,685)
15 DUE FROM OTHER FUNDS	-	3,765	3,765
16 PREPAID EXPENSES	370	-	370
17 DEPOSITS	16,890	-	16,890
18 TOTAL ASSETS	<u>\$ 2,029,950</u>	<u>\$ 468,098</u>	<u>\$ 2,498,048</u>
19			
20			
21 <u>LIABILITIES:</u>			
22			
23 ACCOUNTS PAYABLE	\$ 2,179	\$ -	\$ 2,179
26 DEFERRED REVENUE (ON-ROLL)	43,302	17,524	60,826
27 DUE TO DS FUND	3,765	-	3,765
28			
29 <u>FUND BALANCE:</u>			
30			
31 NONSPENDABLE:			
32 PREPAID AND DEPOSITS	17,260	-	17,260
34 ASSIGNED: ONE QUARTER OPERATING CAPITAL	198,136	-	198,136
35 ASSIGNED: RENEWAL & REPLACEMENT	295,923	-	295,923
36 ASSIGNED: FY 2017 INC. IN RESERVES	115,806	-	115,806
37 ASSIGNED: FY 2018 INC. IN RESERVES	100,615	-	100,615
38 ASSIGNED: FY 2019 INC. IN RESERVES	70,900	-	70,900
39 RESTRICTED:			
40 DEBT SERVICE	-	450,574	450,574
41 UNASSIGNED	1,182,065	-	1,182,065
42			
43 TOTAL LIABILITIES & FUND BALANCE	<u>\$ 2,029,950</u>	<u>\$ 468,098</u>	<u>\$ 2,498,048</u>

Panther Trace CDD
General Fund
Statement of Revenue, Expenses and Changes in Fund Balance
For the Period From October 1, 2018 through January 31, 2019

	FY2019 ADOPTED BUDGET	BUDGET YEAR-TO-DATE	ACTUAL YEAR-TO-DATE	VARIANCE FAVORABLE (UNFAVORABLE)
1 REVENUE				
2 SPECIAL ASSESSMENTS - ON ROLL (NET)	\$ 787,745	\$ 551,422	\$ 744,611	\$ 193,190
3 INTEREST REVENUE	2,000	667	8,512	7,846
4 MISCELLANEOUS REVENUE (FIELD USE, ACCESS CARDS, ETC)	300	100	440	340
5 CH SECURITY OFFICER FEE	-	-	243	243
6 CLUBHOUSE RENTALS	2,500	833	904	71
7 INSURANCE PROCEEDS	-	-	-	-
8 TOTAL REVENUE	792,545	553,022	754,711	201,689
9				
10 EXPENDITURES				
11 FINANCIAL AND ADMINISTRATIVE:				
12 BOARD OF SUPERVISORS SALARIES	12,000	4,000	2,200	1,800
13 PAYROLL TAXES (BOS STAFF)	918	307	168	139
14 PAYROLL SERVICE FEES	715	238	421	(183)
15 MANAGEMENT CONSULTING SERVICES	45,000	15,000	15,000	-
16 SALES TAX	-	-	-	-
17 OFFICE SUPPLIES	500	167	94	73
18 BANK FEES	200	67	170	(103)
19 MISCELLANEOUS - (POSTAGE, COPIES, PHONE, ETC)				
20 MAILING	50	17	-	17
21 SCHOOL SPONSORSHIP	200	200	-	200
22 OTHER MISCELLANEOUS	250	83	-	83
23 AUDITING	4,200	-	-	-
24 REGULATORY AND PERMIT FEES	175	175	175	-
25 LEGAL ADVERTISEMENTS	700	233	464	(231)
26 ENGINEERING SERVICES	5,000	1,667	1,093	574
27 TECHNOLOGY SERVICES & WEBSITE ADMIN	200	-	-	-
28 LEGAL SERVICES	7,500	2,500	4,310	(1,810)
29 TOTAL FINANCIAL & ADMINISTRATIVE	77,608	24,654	24,094	559
30				
31 INSURANCE:				
32 INSURANCE (PUBLIC OFFICIALS & PROPERTY & CASUALTY)	15,122	15,122	12,846	2,276
33 TOTAL INSURANCE	15,122	15,122	12,846	2,276
34				
35 DEBT SERVICE ADMINISTRATION:				
36 DISCLOSURE REPORT	1,000	-	-	-
37 ARBITRAGE REBATE	700	-	-	-
38 TRUSTEE FEES	4,770	4,770	4,337	433
39 TOTAL DEBT SERVICE ADMINISTRATION	6,470	4,770	4,337	433
40				
41 UTILITIES:				
42 UTILITIES - ELECTRICITY	123,600	41,200	26,776	14,424
43 UTILITIES - WATER	10,000	3,333	1,170	2,164
44 UTILITIES - SOLID WASTE DISPOSAL	1,700	567	738	(172)
45 UTILITY IMPACT FEE	650	650	631	19
46 TOTAL UTILITIES	135,950	45,750	29,315	16,435
47				
48 CLUBHOUSE STAFF:				
49 SECURITY SYSTEM - CONTRACT	120	40	44	(4)
50 SECURITY PATROL	30,000	10,000	4,982	5,019
51 SECURITY MISCELLANEOUS EXPENSE (EQUIPMENT REPAIRS)	500	167	-	167
52 CLUBHOUSE STAFF	69,000	23,000	20,127	2,873
53 CLUBHOUSE STAFF TAXES	5,279	1,760	1,540	220
54 UNEMPLOYMENT INSURANCE	1,500	500	164	336
55 CLUBHOUSE WORKMANS COMP INSURANCE	1,250	417	352	65
56 CLUBHOUSE STAFF PAYROLL FEES	3,000	1,000	842	158
57 TOTAL CLUBHOUSE STAFF	110,649	36,883	28,050	8,833
58				

Panther Trace CDD
General Fund
Statement of Revenue, Expenses and Changes in Fund Balance
For the Period From October 1, 2018 through January 31, 2019

	FY2019 ADOPTED BUDGET	BUDGET YEAR-TO-DATE	ACTUAL YEAR-TO-DATE	VARIANCE FAVORABLE (UNFAVORABLE)
59 PHYSICAL ENVIRONMENT:				
60 LAKE & POND MAINTENANCE	12,300	4,100	3,075	1,025
61 LAKE & POND MAINTENANCE - OTHER	5,500	1,833	985	848
62 ENTRY & WALLS MAINTENANCE	7,500	2,500	-	2,500
63 LANDSCAPE MAINTENANCE - CONTRACT	181,690	69,613	70,786	(1,173)
64 LANDSCAPE - MISCELLANEOUS				
65 LANDSCAPE REPLACEMENT (PLANTS, SOD, MULCH, FERTILIZER)	16,975	5,658	2,146	3,512
66 TREE MAINTENANCE/REMOVAL	5,000	1,667	1,348	319
67 OTHER LANDSCAPE MISCELLANEOUS	5,000	1,667	561	1,106
68 LANDSCAPE CONSULTING (INSPECTION)	15,120	5,040	5,040	-
69 IRRIGATION REPAIRS & MAINTENANCE	7,500	2,500	380	2,120
70 IRRIGATION USAGE REPORTING	2,400	800	800	-
71 DECORATIVE LIGHT MAINTENANCE	1,200	400	-	400
72 PAVEMENT REPAIRS	1,000	333	-	333
73 PEST CONTROL	960	320	320	-
74 FIELD CONTINGENCY	10,000	3,333	-	3,333
75 TOTAL PHYSICAL ENVIRONMENT	272,145	99,765	85,441	14,324
76				
77 PARKS AND RECREATION:				
78 COMMUNICATIONS (TEL, CELL, INT)	2,500	833	732	101
79 CLUB FACILITY - INTERIOR FURNISHINGS	2,500	833	-	833
80 CLUB FACILITY MAINTENANCE	18,000	6,000	7,513	(1,513)
81 POOL MAINTENANCE - CONTRACT	11,200	3,450	3,450	-
82 POOL MAINTENANCE - OTHER	6,000	2,000	100	1,900
83 POOL PERMIT	275	-	-	-
84 CLUBHOUSE SUPPLIES	2,500	833	522	311
85 PARK FACILITY MAINTENANCE	8,000	2,667	644	2,022
86 CAPITAL IMPROVEMENTS	17,600	5,867	-	5,867
87 SPECIAL EVENTS	25,000	8,333	8,297	37
88 DECORATIVE LIGHT/HOLIDAY	1,000	1,000	927	73
89 MISCELLANEOUS				
90 STORAGE	900	300	364	(64)
91 SIGNS	-	-	-	-
92 OTHER AMENITY CENTER REPAIRS & MAINTENANCE (PATIO FURNITURE & CLUBHOUSE LIGHTING)	8,225	2,742	-	2,742
93 TOTAL PARKS AND RECREATION	103,700	34,858	22,549	12,309
94				
95 TOTAL EXPENDITURES BEFORE CAPITAL RESERVES	721,645	261,803	206,632	55,172
96				
97 EXCESS OF REVENUE OVER (UNDER) EXPENDITURES BEFORE CAPITAL RESERVES	70,900	291,219	548,078	256,861
98				
99 CAPITAL RESERVES:				
100 CAPITAL ASSET RESERVES	70,900	-	-	-
101 TOTAL CAPITAL RESERVES	70,900	-	-	-
102				
103 TOTAL EXPENDITURES	792,546	261,804	206,633	55,173
104				
105 EXCESS OF REVENUE OVER (UNDER) EXPENDITURES	-	291,219	548,078	256,861
106				
107 FUND BALANCE - BEGINNING	1,484,488	1,484,488	1,432,625	1,432,625
108 INCREASE IN RESERVES FOR RENEWAL	70,900	-	-	-
109				
110 FUND BALANCE - ENDING	\$ 1,555,388	\$ 1,775,707	\$ 1,980,703	\$ 1,689,485

111
112 a) Assessment budget, year-to-date budget and actual collections reported at net.

Renewal & Replacement (Reserve)	
Reserve for Renewal & Replacement	\$ 431,808
FY 2017	\$ 115,806
FY 2018	\$ 100,615
FY 2019	\$ 70,900
Solar & Heat Pump	\$ (98,803)
Bathroom Renovation	\$ (27,357)
Split System (A/C) & Compressor	\$ (9,725)
Total	\$ 583,244

Panther Trace CDD
Debt Service Fund- Series 2007
Statement of Revenue, Expenses and Changes in Fund Balance
For the Period From October 1, 2018 through January 31, 2019

	FY2019 ADOPTED BUDGET	BUDGET YEAR-TO-DATE	ACTUAL YEAR-TO-DATE	VARIANCE FAVORABLE (UNFAVORABLE)
1 REVENUE				
2 SPECIAL ASSESSMENTS - ON ROLL (NET)	\$ 346,514	\$ 228,006	\$ 301,341	\$ 73,334
3 DISCOUNT (ASSESSMENTS)	(13,861)	-	-	-
4 INTEREST REVENUE	-	-	1,090	1,090
5 MISCELLANEOUS REVENUE	-	-	-	-
6 FUND BALANCE FORWARD	-	-	-	-
7 TOTAL REVENUE	<u>332,653</u>	<u>228,006</u>	<u>302,431</u>	<u>74,425</u>
8				
9				
10				
11 EXPENDITURES				
12 COUNTY-COLLECTION FEES (ASSESSMENTS)	6,930	-	-	-
13 INTEREST EXPENSE	161,394	-	82,538	(82,538)
14 PRINCIPAL RETIREMENT	155,000	-	-	-
15 TOTAL EXPENDITURES	<u>323,324</u>	<u>-</u>	<u>82,538</u>	<u>(82,538)</u>
16				
17				
18 EXCESS OF REVENUE OVER (UNDER) EXPENDITURES	9,329	228,006	219,893	(8,113)
19				
20 FUND BALANCE - BEGINNING	-	-	230,681	230,681
21				
22 FUND BALANCE - ENDING	<u>\$ 9,329</u>	<u>\$ 228,006</u>	<u>\$ 450,574</u>	<u>\$ 222,568</u>
23				

24 a) Assessment budget reported at gross and year-to-date budget and actual collections adjusted for net tax collections.

**Panther Trace CDD
Cash Reconciliation (GF)
January 31, 2019**

	BankUnited (Operating Acct)
Balance Per Bank Statement	\$ 30,928.91
Add: Deposits in Transit	-
Less: Outstanding Checks	(2,104.78)
<i>Adjusted Bank Balance</i>	<u>\$ 28,824.13</u>
Beginning Bank Balance Per Books	\$ 44,794.28
Cash Receipts	324,949.82
Cash Disbursements	(340,919.97)
<i>Cash Balance Per Books</i>	<u>\$ 28,824.13</u>

EXHIBIT 4.



**PANTHER TRACE
COMMUNITY DEVELOPMENT DISTRICT**

◆ 12515 Bramfield Drive ◆ Riverview, Florida 33579 ◆ (813) 671-8023

To: Board of Supervisors
From: Monica Vitale
Date: February 26, 2019
Re: Ratification for Panther Run Sponsorship

Dear Board,

Please see the attached information regarding the sponsorship of the Collins Elementary Panther Run. We have sponsored the run in the past as part of our community partnership. Thank you.

Monica Vitale
Facilities Director

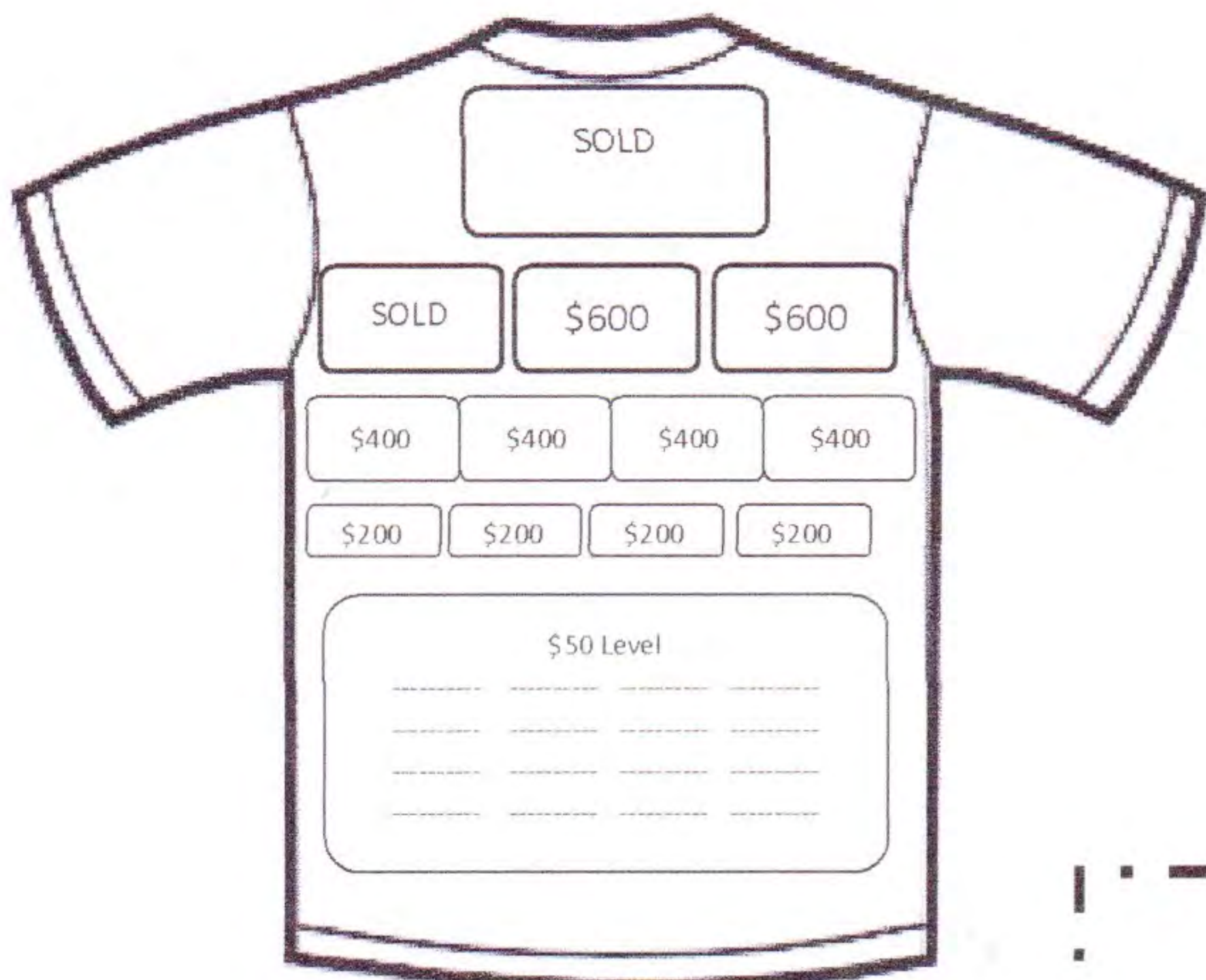
Collins Elementary PTA
7th Annual
Panther Run/Walk-a-Thon

Your company name and/or logo will be printed on 1100+ shirts! Not only are the shirts worn the day of the Panther Run, but they are often worn during Spirit Days and Field Trips.

Panther Run
Shirt Sponsor
Form
2018-2019

Sponsor Prices and Levels

- ☐ **Platinum Level** ----- **\$800** --- **Large Name or Logo**
- ☐ **Gold Level** ----- **\$600** --- **Large Name or Logo**
- ☐ **Silver Level** ----- **\$400** --- **Large Name or Logo**
- ☒ **Bronze Level** ----- **\$200** --- **Name or Logo**
- ☐ **Panther Level** ----- **\$50** --- **Name Only** (student, family or company name)



Back

Please send a high-resolution photograph of your company's logo to:
leroycollinspta@gmail.com

Please make checks payable and mail to:
 Collins PTA
 12424 Summerfield Blvd
 Riverview, FL 33579

**** Student will receive \$50 credit for each sponsor they send. ****

Panther Run Sponsor Forms & Company Logos are due by: Friday, February 8th.

Company Name	Panther Trace CDD- Phase I
Contact Name	Monica Vitale
Street Address	12515 Bramfield Drive
City, State, Zip Code	Riverview FL 33579
Phone Number	813-671-8023
E-Mail Address	MonicaVitaleCAM@GMAIL.COM

FOR OFFICE USE

Check # _____ Cash _____ Amount _____ Received by _____ Date _____

EXHIBIT 5.



**PANTHER TRACE
COMMUNITY DEVELOPMENT DISTRICT**

◆ 12515 Bramfield Drive ◆ Riverview, Florida 33579 ◆ (813) 671-8023

To: Board of Supervisors
From: Monica Vitale
Date: February 26, 2019
Re: Consideration of Pro-bono Swim Lessons for Community Residents

Dear Board,

I have been contacted by Janet Neely from BSAC. They receive grants to provide swim lessons for local community. I have attached the information provided by Janet for your review and consideration. Thank you.

Monica Vitale
Facilities Director

BSAC is a community-based 501c3 non-profit organization that impacts lives daily by providing four main, mission-based pillars of service. In collaboration with numerous community partners, BSAC fulfills its mission of youth drowning prevention and learn to swim education. BSAC's adult special needs programs, T.R.I.D.E.N.T. and Pathways, teach students personal life skills and workforce development training. BSAC also offers high-level, after-school programming at its main campus in addition to five Hillsborough County School sites. Students experience an enriching curriculum through clubs in robotics, culinary, arts & crafts, dance, sports, and community outreach. BSAC's sports and recreation pillar has a worldwide reputation from Olympic gold medalists to programs producing Division I athletes in tennis, diving, swimming and volleyball. BSAC provides financial assistance to qualifying families in need for all its programs.



2019 MOBILE SWIM LESSON & WATER SAFETY PROGRAM

Property Registration Form

PLEASE COMPLETE AND RETURN VIA EMAIL TO YOUR PROGRAM CONTACT

NAME OF HOST SITE		
PROPERTY ADDRESS		
CITY	STATE	ZIP
CONTACT NAME		
PHONE	FAX	
EMAIL ADDRESS		

FOR MOBILE SWIM

PREFERRED WEEK (CHECK ALL AVAILABLE OPTIONS)

SCHOOL IN SESSION:	MAY 6-10	MAY 13-17	MAY 20-24	MAY 27-31	AUG 12-16
	AUG 19-23	AUG 26-30	SEP 2-6	SEP 9-13	SEP 16-20
SUMMER BREAK:	JUNE 3-7	JUNE 10-14	JUNE 17-21	JUNE 24-28	JULY 1-5
	JULY 8-12	JULY 15-19	JULY 22-26	JULY 29-AUG 2	AUG 5-9

PREFERRED TIMES	SUMMER BREAK TIMES:		WHEN SCHOOL IS IN SESSION:	
	10am-noon	1-3pm	5-7pm	6-8pm


SCHEDULE WILL BE MADE BASED ON HOST SITE LOCATION. PRIORITY WILL BE GIVEN BASED ON DATE OF REGISTRATION.

MANAGER SIGNATURE	DATE
-------------------	------

FOR PROGRAM STAFF USE ONLY

DATE RECEIVED	COMMENTS
DATE CONFIRMED	
PROGRAM DATE	
PROGRAM TIME	
PARTNER PROVIDING PROGRAM	PARTNER CONTACT

In partnership with:



2019 MOBILE SWIM LESSON SITE CHECKLIST

PROPERTY NAME		POOL CAPACITY
PROPERTY ADDRESS		CONTACT NAME
CONTACT EMAIL	CONTACT PHONE	PROPERTY SIZE

	YES	NO	UNKNOWN
Would this site have a designated person to collect registration forms? Designee name _____ Designee phone number _____			
Does the property manager have enough potential participants on site to meet our goal of 24 participants per site?			
How many working pools does the property have? _____			
Is the pool conducive for holding two or three classes at a time?			
Does the property have Board of Health inspection records on file?			
Have the Board of Health records been seen? If not, why: _____			
Does the property have a valid pool permit?			
Has the valid pool permit been seen? If not, why: _____			
Is/are the pool(s) routinely maintained? If so, by what company? _____ Name and contact for company _____ / _____ How many times per week? _____			
Is the pool checked between maintenance visits? If so, by whom? _____			
Site visit chemical check Cl _____ pH _____ Alk _____ CH _____ Temp _____ LSI _____			
Safety Equipment Check Shepherd's Crook Ring Buoy Phone			
What is the range of the pool depth? _____ — _____			
Were there pictures taken of the property and pools?			
Is meeting space available?			
Comments			

In partnership with:



CERTIFICATE OF LIABILITY INSURANCE

DATE (MM/DD/YYYY)

1/30/2019

THIS CERTIFICATE IS ISSUED AS A MATTER OF INFORMATION ONLY AND CONFERS NO RIGHTS UPON THE CERTIFICATE HOLDER. THIS CERTIFICATE DOES NOT AFFIRMATIVELY OR NEGATIVELY AMEND, EXTEND OR ALTER THE COVERAGE AFFORDED BY THE POLICIES BELOW. THIS CERTIFICATE OF INSURANCE DOES NOT CONSTITUTE A CONTRACT BETWEEN THE ISSUING INSURER(S), AUTHORIZED REPRESENTATIVE OR PRODUCER, AND THE CERTIFICATE HOLDER.

IMPORTANT: If the certificate holder is an ADDITIONAL INSURED, the policy(ies) must be endorsed. If SUBROGATION IS WAIVED, subject to the terms and conditions of the policy, certain policies may require an endorsement. A statement on this certificate does not confer rights to the certificate holder in lieu of such endorsement(s).

PRODUCER George H. Odiorne Insurance Agency Inc. PO Box 830 Brandon FL 33509		CONTACT NAME: Shawanda Williams PHONE (A/C, No, Ext): (813)685-7731 E-MAIL ADDRESS: sharden@odiorneinsurance.com FAX (A/C, No): (813)685-1823	
INSURED Brandon Sports & Aquatic Center 405 Beverly Blvd. Brandon FL 33511		INSURER(S) AFFORDING COVERAGE INSURER A: Philadelphia Ins Co. INSURER B: Summit Consulting, Inc. INSURER C: United States Liability Ins Gr INSURER D: INSURER E: INSURER F:	
		NAIC # 10335	

COVERAGES**CERTIFICATE NUMBER:** Master 19/20**REVISION NUMBER:**

THIS IS TO CERTIFY THAT THE POLICIES OF INSURANCE LISTED BELOW HAVE BEEN ISSUED TO THE INSURED NAMED ABOVE FOR THE POLICY PERIOD INDICATED. NOTWITHSTANDING ANY REQUIREMENT, TERM OR CONDITION OF ANY CONTRACT OR OTHER DOCUMENT WITH RESPECT TO WHICH THIS CERTIFICATE MAY BE ISSUED OR MAY PERTAIN, THE INSURANCE AFFORDED BY THE POLICIES DESCRIBED HEREIN IS SUBJECT TO ALL THE TERMS, EXCLUSIONS AND CONDITIONS OF SUCH POLICIES. LIMITS SHOWN MAY HAVE BEEN REDUCED BY PAID CLAIMS.

INSR LTR	TYPE OF INSURANCE	ADDL INSD	SUBR WVD	POLICY NUMBER	POLICY EFF (MM/DD/YYYY)	POLICY EXP (MM/DD/YYYY)	LIMITS
A	<input checked="" type="checkbox"/> COMMERCIAL GENERAL LIABILITY <input type="checkbox"/> CLAIMS-MADE <input checked="" type="checkbox"/> OCCUR GEN'L AGGREGATE LIMIT APPLIES PER: <input checked="" type="checkbox"/> POLICY <input type="checkbox"/> PRO-JECT <input type="checkbox"/> LOC <input type="checkbox"/> OTHER:			PHPK1821489	6/1/2018	6/1/2019	EACH OCCURRENCE \$ 1,000,000 DAMAGE TO RENTED PREMISES (Ea occurrence) \$ 100,000 MED EXP (Any one person) \$ 5,000 PERSONAL & ADV INJURY \$ 1,000,000 GENERAL AGGREGATE \$ 2,000,000 PRODUCTS - COMP/OP AGG \$ 2,000,000 Sexual Abuse Cov \$ 300,000
	<input checked="" type="checkbox"/> AUTOMOBILE LIABILITY <input checked="" type="checkbox"/> ANY AUTO <input type="checkbox"/> ALL OWNED AUTOS <input checked="" type="checkbox"/> HIRED AUTOS <input type="checkbox"/> SCHEDULED AUTOS <input checked="" type="checkbox"/> NON-OWNED AUTOS			PHPK1821489	6/1/2018	6/1/2019	COMBINED SINGLE LIMIT (Ea accident) \$ 1,000,000 BODILY INJURY (Per person) \$ BODILY INJURY (Per accident) \$ PROPERTY DAMAGE (Per accident) \$ Uninsured motorist combined single \$ 1,000,000
	<input type="checkbox"/> UMBRELLA LIAB <input type="checkbox"/> EXCESS LIAB <input type="checkbox"/> DED <input type="checkbox"/> RETENTION \$	<input type="checkbox"/> OCCUR <input type="checkbox"/> CLAIMS-MADE					EACH OCCURRENCE \$ AGGREGATE \$ \$
	<input checked="" type="checkbox"/> WORKERS COMPENSATION AND EMPLOYERS' LIABILITY ANY PROPRIETOR/PARTNER/EXECUTIVE OFFICER/MEMBER EXCLUDED? (Mandatory in NH) If yes, describe under DESCRIPTION OF OPERATIONS below	Y/N <input type="checkbox"/> N/A		52055334	1/1/2019	1/1/2020	<input checked="" type="checkbox"/> PER STATUTE <input type="checkbox"/> OTH-ER E.L. EACH ACCIDENT \$ 500,000 E.L. DISEASE - EA EMPLOYEE \$ 500,000 E.L. DISEASE - POLICY LIMIT \$ 500,000
C	Directors & Officers			NDO1558307E	6/1/2018	6/1/2019	Limit 1,000,000 Retention 5,000

DESCRIPTION OF OPERATIONS / LOCATIONS / VEHICLES (ACORD 101, Additional Remarks Schedule, may be attached if more space is required)

CERTIFICATE HOLDER

amoore@mybsac.org

Circa at Fishhawk Ranch
13930 Spector Rd
Lithia, FL 33547

CANCELLATION

SHOULD ANY OF THE ABOVE DESCRIBED POLICIES BE CANCELLED BEFORE THE EXPIRATION DATE THEREOF, NOTICE WILL BE DELIVERED IN ACCORDANCE WITH THE POLICY PROVISIONS.

AUTHORIZED REPRESENTATIVE

Thomas Odiorne (C)/RR

© 1988-2014 ACORD CORPORATION. All rights reserved.

The Children's Board of Hillsborough County, in partnership with the Tampa Metropolitan Area YMCA and Brandon Sports and Aquatic Center, provides mobile swim lessons and water safety education in Hillsborough County at no cost. Water safety is a community-wide issue. Help engage the entire community and keep children safe around water by becoming an advocate.

Help Prevent Drowning

- NEVER leave children alone near any standing water.
- ASSIGN an adult "water watcher" who is committed to actively supervising the pool area. This means they may not talk on a cell phone, read a book or otherwise be distracted.
- Inexperienced swimmers and non-swimmers should WEAR a Coast Guard approved life jacket around water.
- Children should STAY AWAY from pool drains, pipes and other openings to avoid entrapments.
- ENROLL children in Water Safety Education and Mobile Swim Lessons
- As an adult or caregiver, become educated in CPR/AED.
- Put up fences if you have a backyard pool.
- Have door alarms installed to alert someone if a door leading to an outdoor pool is opened.

Amanda Boyd's 3-year-old made progression in just a few days. "She's been doing very well," Boyd said. "She's floating on her back longer."

In the time it takes to answer a phone call, a child can become submerged underwater and lose consciousness. That's how fast a drowning can happen. Drowning can occur nearly anywhere with water: pools, ponds, culverts, bathtubs, even buckets.

Teaching children how to be safe around water is one of the most important life skills parents can help to provide.

Mobile Swim Lessons

Mobile swim lessons are offered in 45-minute classes, Monday-Friday, for one week. The swim lesson portion of the program will serve children ages 3-14 years old.

Water Safety and Hands Only CPR

During mobile swim lessons, valuable water safety and hands only CPR education will be provided to parents/caregivers. This portion of the program will focus on everything from important water safety tips to recognizing an emergency and how to give chest compressions. We will also introduce and provide a brief overview of an AED (automated external defibrillator) for parents/caregivers. These courses vary in length but teach people how to provide potential lifesaving care until medical help arrives and takes over.

"In Florida, there is water everywhere, so teaching them to swim is a concern for us."

— Aimee Jennings

Mobile Swim FAQs

How do I sign up for mobile swim lessons? Properties interested in offering the program at their location, may contact Amanda Walker for more information and next steps at (813)224-9622, ext. 1278 or amanda.walker@tampaymca.org. Families interested in bringing the program to their property, must first contact their property management team and share their interest. The property manager can then reach out to the program contact listed above for more information and next steps.

How much do the mobile swim lessons cost? The lessons are offered at no cost to residents through generous grant funding from the Children's Board.

When will the mobile swim lessons be held? Typically, between 10 a.m.-3 p.m., though time slots may vary by property.

Are the mobile swim lifeguards and instructors certified? Yes, all with nationally recognized certifications.

Who can participate in water safety education, and when? Anyone 3 years and older, including parents and caregivers.

Will classes be held during inclement weather? Are there make-up lessons? Both the Tampa YMCA and Brandon Sports and Aquatic Center will follow strict safety protocols regarding weather. If lightning and/or severe weather appears within an 6-mile radius of the program, participants and instructors will exit the pool. If meeting room space is available, participants will move indoors for the remainder of their class time for water safety education. If a swim lesson is cancelled, make-up lessons will not be available.



MOBILE SWIM LESSON Skill Lesson Tracker

Turn in this sheet to your supervisor at the end of the session.

					Water Acclimation		Swim, Float, Swim										Jump, Push, Turn, Grab						
					Submerge face	Submerge body	Roll from front to back	Roll from back to front, front to back again	Back float (15 - 30 seconds)	Back float (30 seconds - 1 minute)	Roll from front to back, back float (30 seconds - 1 minute)	Exit a pool safely	Swim on front (6.5 feet)	Swim on front (6.5 feet). exit	Back float (10-15 seconds), roll, swim on front, exit	Front launch, roll, back float, roll, swim on front (10 feet), exit	Jump into water, push off bottom, turn, grab wall	Location					
					Attendance		Pre/Post																
NAME																				Comments			
1					1	2	3	Pre-test															
					4	5																	
2					1	2	3	Pre-test															
					4	5																	
3					1	2	3	Pre-test															
					4	5																	
4					1	2	3	Pre-test															
					4	5																	
5					1	2	3	Pre-test															
					4	5																	
6					1	2	3	Pre-test															
					4	5																	
KEY					Comments:																		
X = Completed successfully																							
O = Did not complete/or try skill																							
Yellow = Required skills ages 3-14																							
Gray = Age appropriate skills 3-5																							
White = Age appropriate skills 6-12																							



Certificate of Completion

Mark Bass

has successfully completed requirements for

Lifeguarding/First Aid/CPR/AED - valid 2 Years

conducted by

American Red Cross

Date Completed: **02/18/2018**

Instructors: **Justin Quinn Stone**



Certificate ID: GVPNUB

To verify, scan code or visit:
redcross.org/confirm



Certificate of Completion

Elizabeth Raynor

has successfully completed requirements for

Lifeguarding/First Aid/CPR/AED - valid 2 Years

conducted by

American Red Cross

Date Completed: **04/22/2018**

Instructors: **Justin Quinn Stone**



Certificate ID: GVZAZV

To verify, scan code or visit:
redcross.org/confirm

EXHIBIT 6.

PANTHER TRACE CDD-PHASE I FACILITIES DIRECTOR REPORT

February 26, 2019

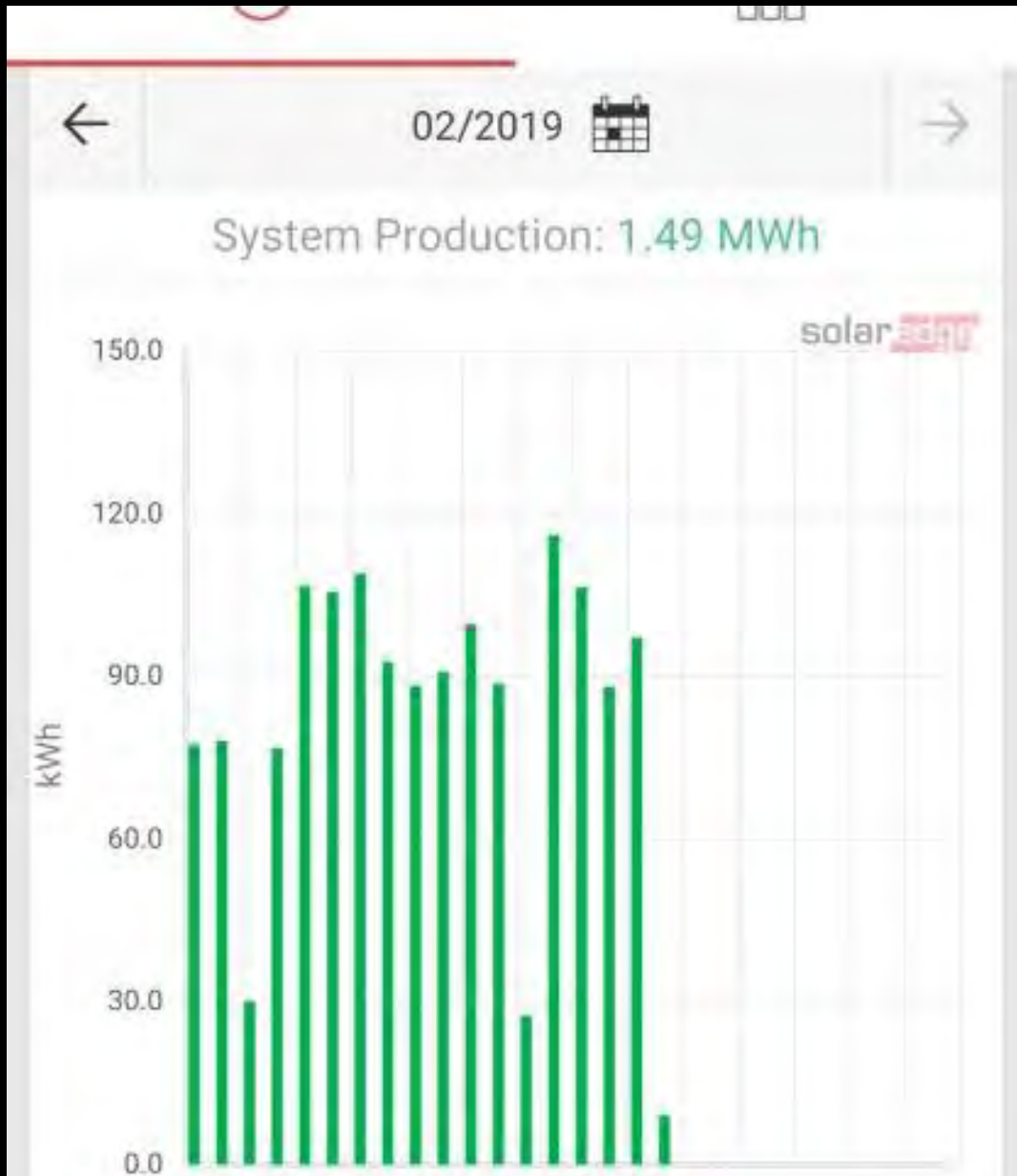
CLUBHOUSE USAGE DEPOSITS

2019 Total Deposits

2019 Totals	
Category	Amount
Rentals Fees	\$650.00
Pool Cabana Rental Fees	\$0.00
Vendor Usage Fees	\$400.00
Security Officer Fees	\$135.00
Amenities Access Fees	\$30.00
Miscellaneous	\$308.00
	\$0.00
	\$0.00
Total	\$1,523.00

February Deposits

February	
Category	Amount
Rentals Fees	\$325.00
Pool Cabana Rental Fees	
Vendor Usage Fees	\$200.00
Security Officer Fees	\$67.50
Amenities Access Fees	
Miscellaneous	\$3.00
Total	\$595.50



SOLAR DATA

February 1-18 2019



Camen Youngblood

Camen@AbdoneyOrtho.com

w: (813) 575-1700

C: (361) 816-4159

Will be sponsoring the
inflatables for the Spring Egg
Hunt.

The total cost for the
inflatables is \$473.00.

They will be setting up a
table with giveaways as well.

SPRING EGG HUNT SPONSORSHIP

We will be partnering with Abdoney
Orthodontics and Abdoney Pediatric
Dental Centers in Riverview for some of
our events this year.

COMMUNITY EVENTS

- March 16th Music & Movie Night Movie TBD
- March 23rd Community Yard Sale
- March 30th Music & Movie Night Movie TBD
- Crafting Event TBD

Panther Trace CDD- Phase I Pool

Health Department Report

STATE OF FLORIDA
DEPARTMENT OF HEALTH
COUNTY HEALTH DEPARTMENT
PUBLIC POOL AND BATHING PLACE
INSPECTION REPORT



1 of 2

Facility Information

RESULT: Satisfactory

Permit Number: 29-60-02401
Name of Facility: Panther Trace I Bramfield Community Pool
Address: 12515 Bramfield Drive
City, Zip: Riverview 33579

Correct By: None
Re-Inspection Date: None

Type: Public Pool > 25000 Gallons
Owner: Panther Trace CDD
Person In Charge: Monica Vitale Phone: (813) 671-8023
PIC Email: Monicavitalecam@gmail.com
Pool Operator: Monica Vitale Phone: 8136718023

Inspection Information

Purpose: Routine
Inspection Date: 1/14/2019

Begin Time: 10:35 AM
End Time: 11:20 AM

Additional Information

22. Free Chlorine 3.5	VOLUME 105000
23. pH 7.2	POOL LOAD 116
24. Chlor. Stabilizer 30	FLOW RATE 582
33. Flowmeter 550	NIGHT SWIM No
34. Thermometer NA	FILTER TYPE DEV

Items checked are not in compliance with Chapter 386 or 514, Florida Statutes, or Chapter 64E-9 or 64E-10, Florida Administrative Code. These violations must be corrected by the date indicated to avoid closure, administrative fines, or other legal actions. Florida Building Code (FBC) violations are reported to the local building official, and depending upon risk severity, the Department of Health may close the pool or rescind the operating permit.

Violation Markings

POOL AREA	17. Rules Posted	32. Vacuum Cleaner-FBC
1. Water Clarity/Algae Control	18. Certification	33. Flowmeter
2. Deck/Walkways	SANITARY FACILITIES	34. Thermometer
3. Tile/Pool Finish	19. Supplies 64E-10, FAC	35. Pressure/Vacuum Gauge
4. Depth Markers-FBC	20. Clean 64E-10, FAC	36. Equip. Room
5. Handrail/Ladder-FBC	WATER QUALITY	37. Cross Connection
6. Step Markings-FBC	21. Approved Test Kit	38. Gas Chlorine Eq.-FBC
7. Suction Outlets-514.0315(1)	22. Free Chlor./Brom.	39. Waste Water - FBC
8. Gutter Grates/Skimmer-FBC	23. pH	40. D.E. Separator-FBC
9. Lighting	24. Chlor. Stabilizer	41. Other Equipment
10. No Dive Markings-FBC	25. Spa Requirements-ORP	42. Equip. Change-FBC
11. Diving Board-FBC	EQUIPMENT ROOM	43. Approved Chemicals
12. Pool Cover	26. Wading Pool-Quick Dump	44. Maintenance Log
13. Pool Side Shower-FBC	27. Water Level/Control	45. Inspection Posted
POOL SAFETY	28. Disinfection Feeder/Generator	46. Safety-514.0315(2)
14. Life Hook(s) w/Pole	29. pH Feeder	47. Fences/Gates- FBC
15. Life Ring(s) w/Rope	30. Chem. Container Label-FBC	48. Other
16. Safety Line	31. Filter / Pump	49. Other

NOTE: It is unlawful to modify a public pool or its equipment without prior approval from the local building department and submitting an application to DOH.

Inspector Signature:

Client Signature:

No one of premise to sign

STATE OF FLORIDA
DEPARTMENT OF HEALTH
COUNTY HEALTH DEPARTMENT
PUBLIC POOL AND BATHING PLACE
INSPECTION REPORT



2 of 2

General Comments

Pool is clear and safety equipment is in place.

Email Address(es): Monicavitalecam@gmail.com

DOH Web Page For Pools: <http://www.floridahealth.gov/environmental-health/swimming-pools/index.html>

Violations Comments

No Violation Comments Available

Inspection Conducted By: Bryce Foreman (92913)
Inspector Contact Number: Work: (813) 307-8015 ex. 5985
Print Client Name:
Date: 1/14/2019

Inspector Signature:

A handwritten signature in black ink, appearing to be "Bryce Foreman".

Client Signature:

No one at premise to sign

The background features abstract, overlapping geometric shapes in various shades of blue, ranging from light sky blue to deep navy blue. These shapes are primarily located on the left and right sides of the page, framing the central text area.

Water Usage Report

12 Month Water Use Totals: Panther Trace CDD

MO.	Well #1	Well #2	Well #3	Well #4	TOTALS	AVGDAILY	12 MO. AVG
Jun-18	168,700	214,300	31,700	136,100	550,800	17,768	0
Jul-18	305,600	522,200	253,400	218,000	1,299,200	46,400	
Aug-18	499,800	560,600	694,500	354,600	2,109,500	68,048	
Sep-18	502,100	579,800	813,200	371,600	2,266,700	75,557	
Oct-18	595,100	672,200	922,800	493,200	2,683,300	86,558	
Nov-18	311,400	692,000	1,038,500	469,400	2,511,300	83,710	
Dec-18	621,800	437,700	410,500	451,400	1,921,400	61,981	
Jan-19	309,100	432,900	223,700	412,500	1,378,200	44,458	
Feb-19	0	0	0	0	0	0	
Mar-19	0	0	0	0	0	0	
Apr-19	0	0	0	0	0	0	
May-19	0	0	0	0	0	0	
TOTALS	3,313,600	4,111,700	4,388,300	2,906,800			
AVGDAILY	9,078	11,265	12,023	7,964			

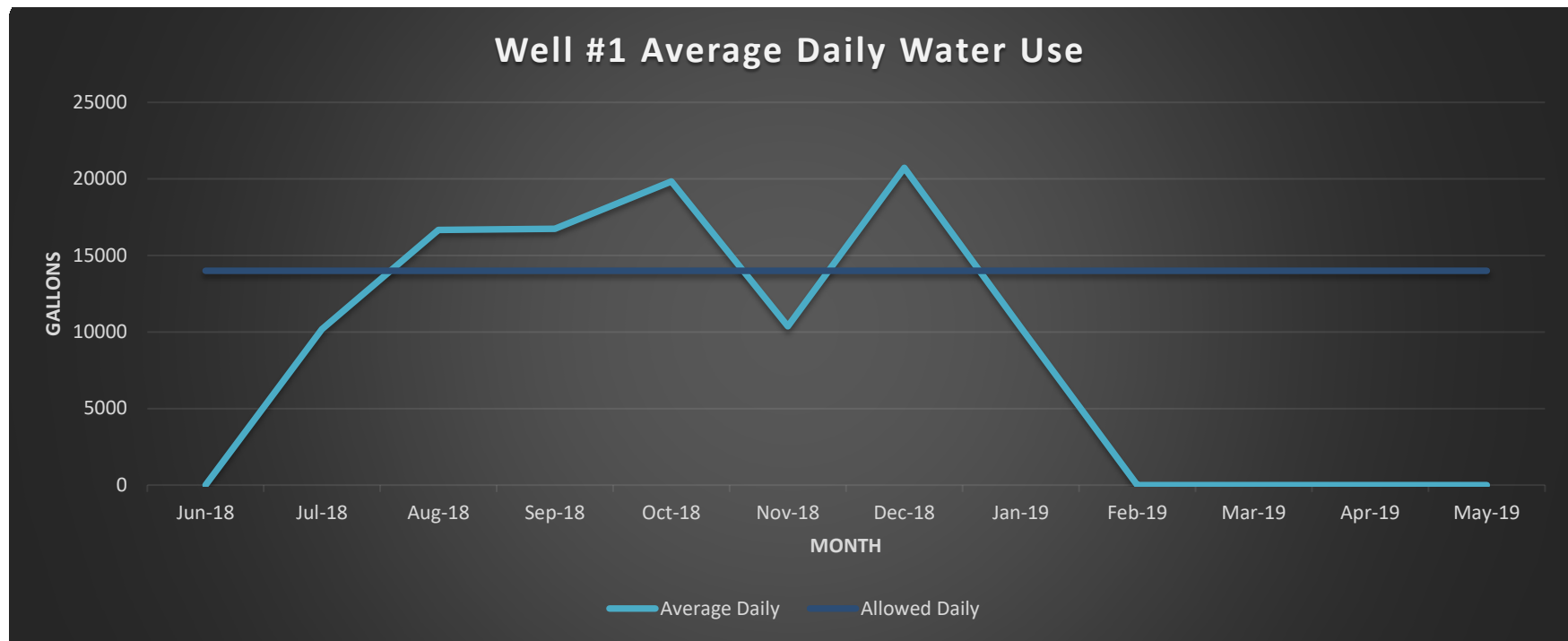
A line graph with 'MONTH' on the x-axis and 'GALLONS PER DAY' on the y-axis. The y-axis has horizontal grid lines at intervals of 10,000, ranging from 0 to 60,000. A single green line with circular markers at each month shows a constant value of 56,200 gallons per day. The value '56200' is printed above each marker.

MONTH	GALLONS PER DAY
1	56200
2	56200
3	56200
4	56200
5	56200
6	56200
7	56200
8	56200
9	56200
10	56200
11	56200
12	56200

[illegible]

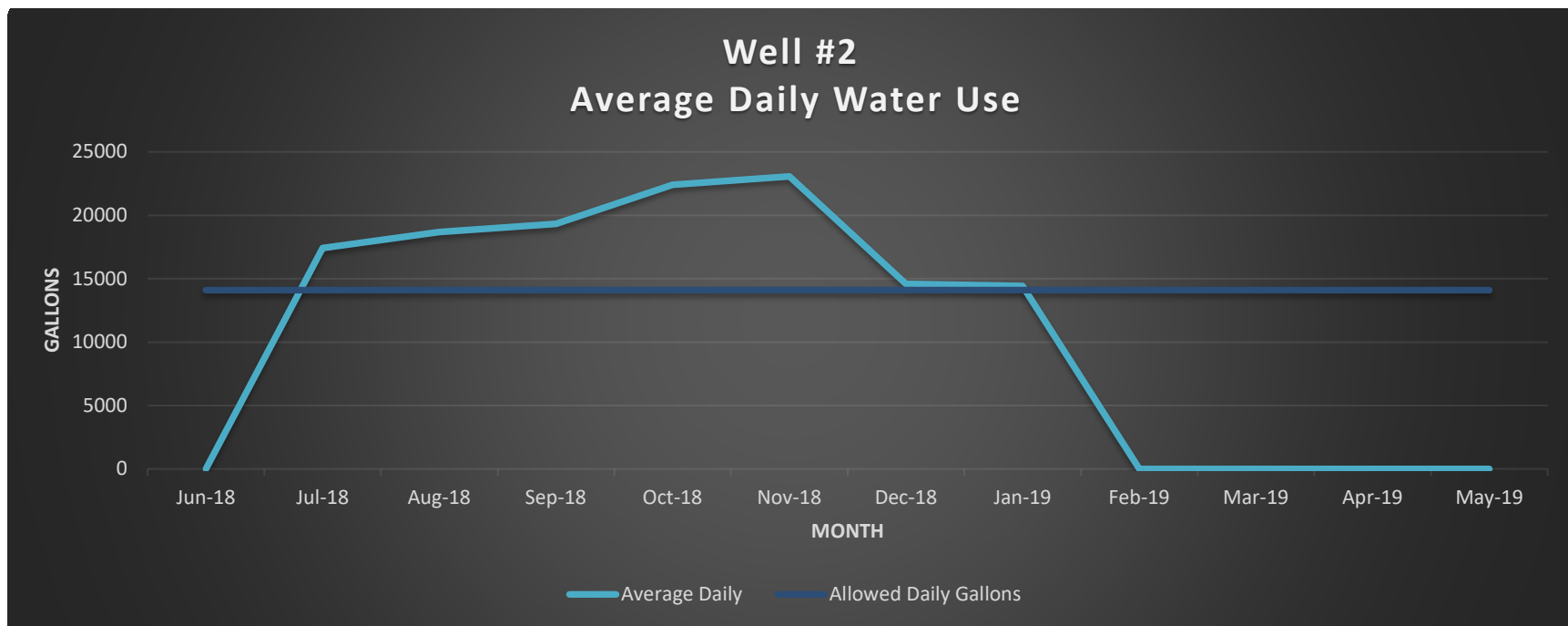
Monthly Water Use: Panther Trace CDD Well #1

Well #	District ID	Month											
1		Jun-18	Jul-18	Aug-18	Sep-18	Oct-18	Nov-18	Dec-18	Jan-19	Feb-19	Mar-19	Apr-19	May-19
Meter Reading		168700	474300	974100	1476200	2071300	2382700	3004500	3313600	0	0	0	0
Gallons used		0	305600	499800	502100	595100	311400	621800	309100	0	0	0	0
Average Daily Gallons		0	10187	16660	16737	19837	10380	20727	10303	0	0	0	0
Allowed Daily Gallons		14000	14000	14000	14000	14000	14000	14000	14000	14000	14000	14000	14000



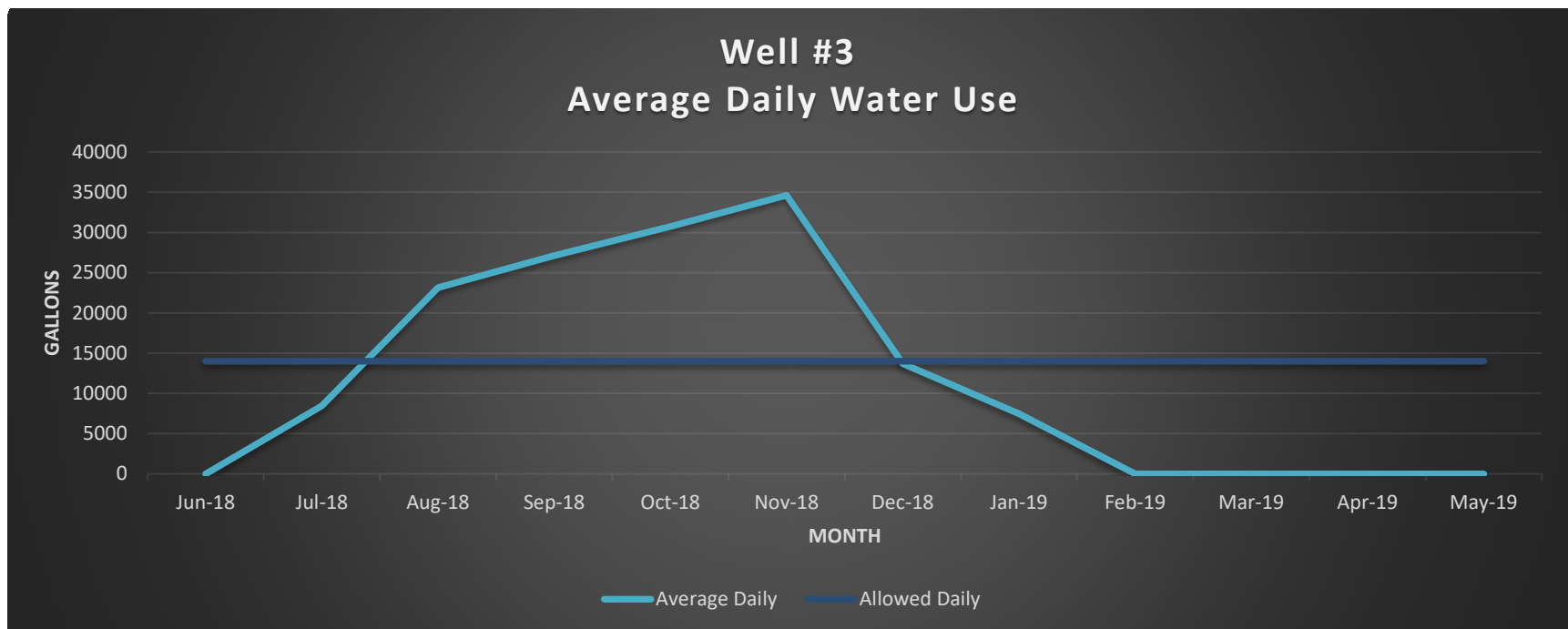
Monthly Water Use: Panther Trace CDD Well #2

Well #	District ID	Month											
2		Jun-18	Jul-18	Aug-18	Sep-18	Oct-18	Nov-18	Dec-18	Jan-19	Feb-19	Mar-19	Apr-19	May-19
Meter Reading		214300	736500	1297100	1876900	2549100	3241100	3678800	4111700				
Gallons used		0	522200	560600	579800	672200	692000	437700	432900	0	0	0	0
Average Daily Gallons		0	17407	18687	19327	22407	23067	14590	14430	0	0	0	0
Allowed Daily Gallons		14100	14100	14100	14100	14100	14100	14100	14100	14100	14100	14100	14100



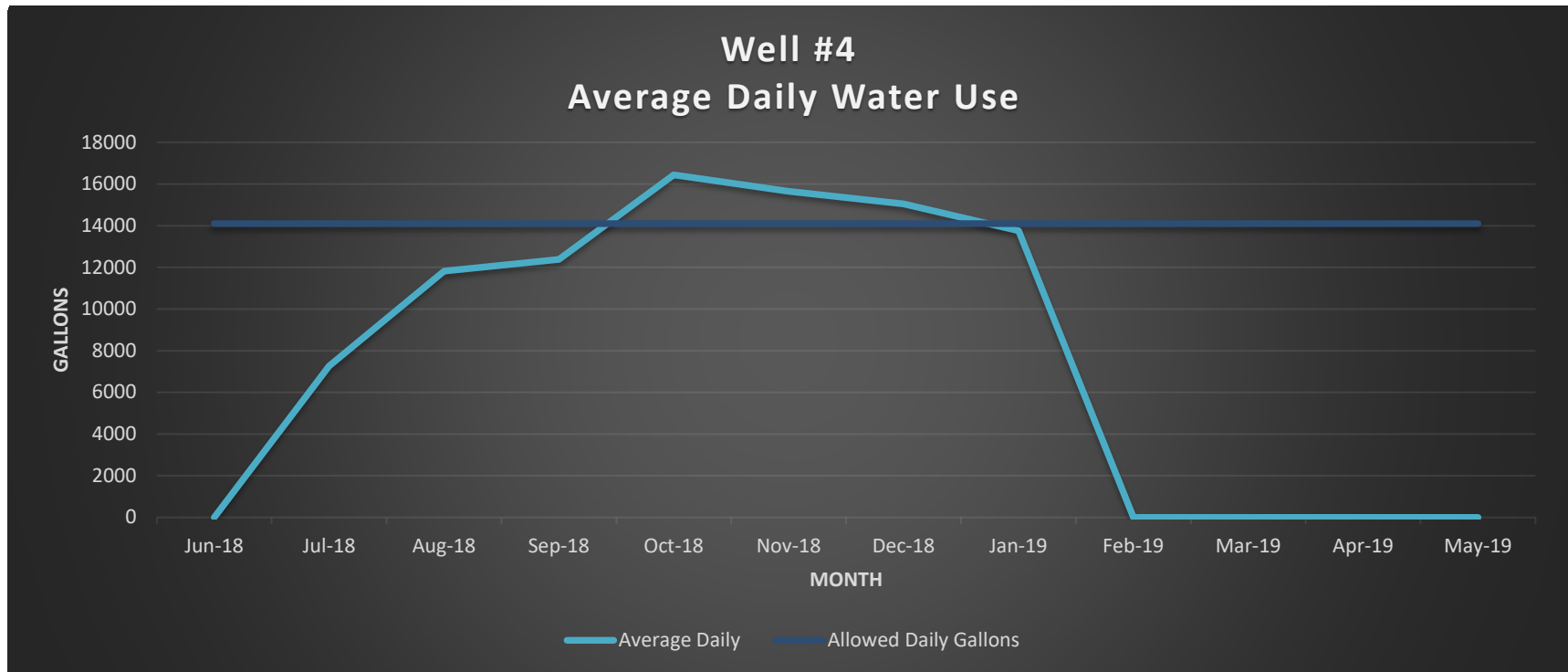
Monthly Water Use: Panther Trace CDD Well #3

Well #	District ID	Month											
3		Jun-18	Jul-18	Aug-18	Sep-18	Oct-18	Nov-18	Dec-18	Jan-19	Feb-19	Mar-19	Apr-19	May-19
Meter Reading		31700	285100	979600	1792800	2715600	3754100	4164600	4388300	0	0	0	0
Gallons used		0	253400	694500	813200	922800	1038500	410500	223700	0	0	0	0
Average Daily Gallons		0	8447	23150	27107	30760	34617	13683	7457	0	0	0	0
Allowed Daily Gallons		14000	14000	14000	14000	14000	14000	14000	14000	14000	14000	14000	14000



Monthly Water Use: Panther Trace CDD Well #4

Well #	District ID	Month											
4		Jun-18	Jul-18	Aug-18	Sep-18	Oct-18	Nov-18	Dec-18	Jan-19	Feb-19	Mar-19	Apr-19	May-19
Meter Reading		136100	354100	708700	1080300	1573500	2042900	2494300	2906800	0	0	0	0
Gallons used		0	218000	354600	371600	493200	469400	451400	412500	0	0	0	0
Average Daily Gallons		0	7267	11820	12387	16440	15647	15047	13750	0	0	0	0
Allowed Daily Gallons		14100	14100	14100	14100	14100	14100	14100	14100	14100	14100	14100	14100



Aquatics Reports

JANUARY AND FEBRUARY 2019

Customer: Panther Trace CDD

Account Number: 00086090

Technician: Brad Hanson

Date: 1/25/2019 Time: 8:00

WORK PERFORMED

METHOD USED: **B** (Boat) **BP** (Backpack Sprayer) **G** (Gator) **HC** (Hand Cast)

SITE ID	2 3 4 23 26 24 25 27 28 29 30
Method Used	G →
Treated Algae	
Treated Cyanobacteria	
Treated Submersed Weeds	
Treated Grasses/Brush	X X X X X X X X X X X
Treated Floating Weeds	
Treated Mosquitoes and/or Midges	
Lake Dye	
Site Inspection	
WETLAND/UPLAND	
Spot Spraying	
Physical weed removal	
CARP PROGRAM	
Carp Observed	
Barriers Inspected	
RESTRICTION TYPE(S) DO NOT: I (Irrigate) F (Fish) S (Swim) O (Other):	
Restriction # of days	0 →
Restriction Type	

GENERAL OBSERVATIONS OF THE WATER

[illegible]

GENERAL FIELD OBSERVATIONS

BENEFICIAL PLANTS			FISH/WILDLIFE		BIRDS	
<input checked="" type="checkbox"/> Arrowhead	<input type="checkbox"/> Chara	<input checked="" type="checkbox"/> Lily	<input type="checkbox"/> Bass	<input type="checkbox"/> Alligator	<input type="checkbox"/> Anhinga	<input type="checkbox"/> Gallinules
<input checked="" type="checkbox"/> Bacopa	<input type="checkbox"/> Cordgrass	<input type="checkbox"/> Naiad	<input type="checkbox"/> Bream	<input type="checkbox"/> Otter	<input checked="" type="checkbox"/> Coots	<input checked="" type="checkbox"/> Herons
<input type="checkbox"/> Blue Flag Iris	<input type="checkbox"/> Golden Canna	<input checked="" type="checkbox"/> Pickerelweed	<input type="checkbox"/> Catfish	<input checked="" type="checkbox"/> Snakes	<input checked="" type="checkbox"/> Cormorant	<input checked="" type="checkbox"/> Ibis
<input type="checkbox"/> Bulrush	<input checked="" type="checkbox"/> Gulf Spikerush	<input checked="" type="checkbox"/> Soft Rush	<input checked="" type="checkbox"/> Gambusia	<input checked="" type="checkbox"/> Turtles	<input checked="" type="checkbox"/> Egrets	<input type="checkbox"/> Osprey
<input type="checkbox"/> Other _____						

CONCERNS FOR FOLLOW-UP

<input type="checkbox"/> Recurring or excessive algae	Lake # _____	<input type="checkbox"/> Water Quality Assessment Recommended
<input type="checkbox"/> Persistent invasive weeds	Lake # _____	Persistent problems may indicate an underlying water quality issue that current treatments will not correct. A laboratory assessment is recommended to determine the cause(s) and plan the best corrective actions. Please call 800-432-4302 for more information.
<input type="checkbox"/> Fish/wildlife issues	Lake # _____	
<input type="checkbox"/> Low water clarity	Lake # _____	
<input type="checkbox"/> Bad Odors	Lake # _____	

Customer: Panther Trace CDD7

Account Number: 00086090

Technician: Daniel Curbalko

Date: 1/29/19 Time: 7:45

WORK PERFORMED

METHOD USED: **B** (Boat) **BP** (Backpack Sprayer) **G** (Gator) **HC** (Hand Cast)

SITE ID

Method Used

Treated Algae

Treated Cyanobacteria

Treated Submersed Weeds

Treated Grasses/Brush

Treated Floating Weeds

Treated Mosquitoes and/or Midge

Lake Dye

Site Inspection

WETLAND/UPLAND

Spot Spraying

Physical weed removal

CARP PROGRAM

Carp Observed

Barriers Inspected

RESTRICTION TYPE(S) DO NOT: **I** (Irrigate) **F** (Fish) **S** (Swim) **O** (Other):

Restriction # of days

Restriction Type

GENERAL OBSERVATIONS OF THE WATER

WATER CLARITY ☒ All

<1', 1', 2', 3', 4', >4'

WATER FLOW ☒ All

N(None) **S**(Slight) **V**(Visible)

WATER LEVEL ☒ All

H(High) **N**(Normal) **L**(Low)

GENERAL FIELD OBSERVATIONS

BENEFICIAL PLANTS

☒ Arrowhead

☒ Bacopa

☐ Blue Flag Iris

☐ Bulrush

☐ Other

☐ Chara

☐ Cordgrass

☐ Golden Canna

☒ Gulf Spikerush

☐ Lily

☐ Naiad

☐ Pickerelweed

☐ Soft Rush

FISH/WILDLIFE

☐ Bass

☐ Bream

☐ Catfish

☒ Gambusia

☐ Alligator

☐ Otter

☐ Snakes

☒ Turtles

BIRDS

☐ Anhinga

☐ Coots

☐ Cormorant

☐ Egrets

☐ Gallinules

☐ Herons

☐ Ibis

☐ Osprey

CONCERNS FOR FOLLOW-UP

☐ Recurring or excessive algae

☐ Persistent invasive weeds

☐ Fish/wildlife issues

☐ Low water clarity

☐ Bad Odors

Lake # _____

Lake # _____

Lake # _____

Lake # _____

Lake # _____

☐ **Water Quality Assessment Recommended**

Persistent problems may indicate an underlying water quality issue that current treatments will not correct. A laboratory assessment is recommended to determine the cause(s) and plan the best corrective actions. **Please call 800-432-4302 for more information.**



CALL 800.432.4302 FOR SERVICE

Account Number: 00086090

Date: 1/29/19 Time: 8:00

METHOD USED: **B** (Boat) **BP** (Backpack Sprayer) **G** (Gator) **HC** (Hand Cast)

GENERAL OBSERVATIONS OF THE WATER

GENERAL FIELD OBSERVATIONS

CONCERNS FOR FOLLOW-UP

White copy - Customer



Aquatic Systems

LAKE & WETLAND SERVICES

CUSTOMER LAKE MANAGEMENT REPORT

CALL 800.432.4302 FOR SERVICE

Customer: Panther Lake

Account Number: 00086090

Technician: Jason Jaszak

Date: 2/12/19 Time: 8:00

WORK PERFORMED

METHOD USED: **B** (Boat) **BP** (Backpack Sprayer) **G** (Gator) **HC** (Hand Cast)

SITE ID

Method Used

Treated Algae

Treated Cyanobacteria

Treated Submersed Weeds

Treated Grasses/Brush

Treated Floating Weeds

Treated Mosquitoes and/or Midges

Lake Dye

Debris removal

Site Inspection

WETLAND/UPLAND

Spot Spraying

Physical weed removal

CARP PROGRAM

Carp Observed

Barriers Inspected

RESTRICTION TYPE(S) DO NOT: **I** (Irrigate) **F** (Fish) **S** (Swim) **O** (Other):

Restriction # of days

Restriction Type

GENERAL OBSERVATIONS OF THE WATER

WATER CLARITY ☒ All

<1', 1', 2', 3', 4', >4'

WATER FLOW ☒ All

N(None) **S**(Slight) **V**(Visible)

WATER LEVEL ☒ All

H(High) **N**(Normal) **L**(Low)

GENERAL FIELD OBSERVATIONS

BENEFICIAL PLANTS

☐ Arrowhead

☐ Bacopa

☐ Blue Flag Iris

☐ Bulrush

☐ Other

☐ Chara

☐ Cordgrass

☐ Golden Canna

☐ Gulf Spikerush

☐ Lily

☐ Naiad

☐ Pickerelweed

☐ Soft Rush

FISH/WILDLIFE

☐ Bass

☐ Bream

☐ Catfish

☐ Gambusia

☐ Alligator

☐ Otter

☐ Snakes

☐ Turtles

BIRDS

☐ Anhinga

☐ Coots

☐ Cormorant

☐ Egrets

☐ Gallinules

☐ Herons

☐ Ibis

☐ Osprey

CONCERNS FOR FOLLOW-UP

☐ Recurring or excessive algae

☐ Persistent invasive weeds

☐ Fish/wildlife issues

☐ Low water clarity

☐ Bad Odors

Lake # _____

Lake # _____

Lake # _____

Lake # _____

Lake # _____

☐ Water Quality Assessment Recommended

Persistent problems may indicate an underlying water quality issue that current treatments will not correct. A laboratory assessment is recommended to determine the cause(s) and plan the best corrective actions. **Please call 800-432-4302 for more information.**



Aquatic Systems

LAKE & WETLAND SERVICES

CUSTOMER LAKE MANAGEMENT REPORT

CALL 800.432.4302 FOR SERVICE

Customer: Panther Trace CDD

Account Number: 00086090

Technician: Jacob Adams

Date: 2/14/19 Time: 11:30

WORK PERFORMED

METHOD USED: **B** (Boat) **BP** (Backpack Sprayer) **G** (Gator) **HC** (Hand Cast)

SITE ID	4 23 28 2 3 29 27 26 25 24
Method Used	<u>G</u> →
Treated Algae	X X
Treated Cyanobacteria	
Treated Submersed Weeds	X →
Treated Grasses/Brush	X →
Treated Floating Weeds	
Treated Mosquitoes and/or Midges	
Lake Dye	
Debris	X →
Site Inspection	
WETLAND/UPLAND	
Spot Spraying	
Physical weed removal	
CARP PROGRAM	
Carp Observed	
Barriers Inspected	
RESTRICTION TYPE(S) DO NOT: I (Irrigate) F (Fish) S (Swim) O (Other):	
Restriction # of days	<u>0</u> →
Restriction Type	

GENERAL OBSERVATIONS OF THE WATER

WATER CLARITY <input type="checkbox"/> All <1', 1', 2', 3', 4', >4'	<u>4</u> →
WATER FLOW <input type="checkbox"/> All N (None) S (Slight) V (Visible)	<u>N</u> →
WATER LEVEL <input type="checkbox"/> All H (High) N (Normal) L (Low)	<u>N</u> →

GENERAL FIELD OBSERVATIONS

BENEFICIAL PLANTS			FISH/WILDLIFE		BIRDS	
<input type="checkbox"/> Arrowhead	<input type="checkbox"/> Chara	<input type="checkbox"/> Lily	<input type="checkbox"/> Bass	<input type="checkbox"/> Alligator	<input type="checkbox"/> Anhinga	<input type="checkbox"/> Gallinules
<input checked="" type="checkbox"/> Bacopa	<input type="checkbox"/> Cordgrass	<input type="checkbox"/> Naiad	<input type="checkbox"/> Bream	<input type="checkbox"/> Otter	<input type="checkbox"/> Coots	<input type="checkbox"/> Herons
<input type="checkbox"/> Blue Flag Iris	<input type="checkbox"/> Golden Canna	<input checked="" type="checkbox"/> Pickerelweed	<input type="checkbox"/> Catfish	<input type="checkbox"/> Snakes	<input type="checkbox"/> Cormorant	<input type="checkbox"/> Ibis
<input type="checkbox"/> Bulrush	<input checked="" type="checkbox"/> Gulf Spikerush	<input type="checkbox"/> Soft Rush	<input checked="" type="checkbox"/> Gambusia	<input checked="" type="checkbox"/> Turtles	<input type="checkbox"/> Egrets	<input type="checkbox"/> Osprey
<input checked="" type="checkbox"/> Other <u>Ducks</u>						

CONCERNS FOR FOLLOW-UP

<input type="checkbox"/> Recurring or excessive algae	Lake # _____	<input type="checkbox"/> Water Quality Assessment Recommended Persistent problems may indicate an underlying water quality issue that current treatments will not correct. A laboratory assessment is recommended to determine the cause(s) and plan the best corrective actions. Please call 800-432-4302 for more information.
<input type="checkbox"/> Persistent invasive weeds	Lake # _____	
<input type="checkbox"/> Fish/wildlife issues	Lake # _____	
<input type="checkbox"/> Low water clarity	Lake # _____	
<input type="checkbox"/> Bad Odors	Lake # _____	

White copy - Customer

Yellow Copy - Field Office

CMR Rev: 05.31.18



Panther Trace CDD I

Waterway Inspection Report

Reason for Inspection: Routine Scheduled - Monthly

Inspection Date: 2/18/2019

Prepared for:

Monica Vitale, LCAM
Panther Trace CDD-Phase I
Facilities Director
12515 Bramfield Drive
Riverview FL 33579

Prepared by:

Logan Bell, Account Representative/Biologist
Aquatic Systems, Inc. - Sun City Field Office
Corporate Headquarters
2100 N.W. 33rd Street, Pompano Beach, FL 33069
1-800-432-4302

Site: 2



Comments: Normal growth observed

Positive results were noted following treatment applied on 2/12/2019 targeting invasive Torpedograss within the littoral shelf and along the perimeter of Pond #2. Native Gulf Spikerush remains and will be promoted. Pond #2 will be monitored for any Torpedograss re-growth or algae associated with the decomposition cycle of the Torpedograss.

Site: 4



Comments: Treatment in progress

Pond #4 was treated for submersed Babytears development during our recent visit on 2/14/2019 and may require 14-21 days for positive results to be evident. Once treated Babytears will detach from the bottom sediments and float throughout the pond as it decomposes. Monitoring will continue for any re-growth or algae associated with decomposing submersed vegetation.

Site: 8



Comments: Requires attention

Pond #8 was treated during our recent visit on 1/29/19 for algae development, which had displayed short lived results as the algae has regrowth visible during inspection. Treatment will be performed during our upcoming maintenance visit as algae can only be targeted every 14 days per regulatory label.

Site: 10



Comments: Treatment in progress

Pond #10 displayed positive results of treatment targeting Torpedograss, which was applied on 1/29/2019. Minor native Submersed Slender Spikerush was identified within Pond #10 and will be monitored and treated as necessary to prevent any further development.

Panther Trace CDD I Inspection Report

2/18/2019

Site: 11



Comments: Normal growth observed

Pond #11 was treated during our recent visit on 1/29/2019 targeting invasive shoreline weeds identified as Torpedograss, Alligatorweed, and Pennywort. Positive results were noted, but re-treatment may be required to target the Alligatorweed. Minor algae identified, likely a result of the decomposing shoreline weeds.

Site: 9



Comments: Treatment in progress

Treatment was applied during our recent visit on 1/29/2019 targeting shoreline Torpedograss, which had displayed positive results during inspection. Pond #9 will be monitored for any new development of invasive weeds, algae, or submersed weeds and treated on identification.

Site: 19



Comments: Site looks good

Positive results were noted as the Torpedograss was losing its green chlorophyll and beginning to start the decomposition cycle. Treatment was applied on 1/29/2019 targeting shoreline Torpedograss. Debris was removed from inside the storm drain during inspection.

Site: 23



Comments: Normal growth observed

Pond #23 was targeted for algae development on 2/12/2019 and had displayed positive results during inspection. Shoreline Torpedograss was also treated with good results. Treatment was provided behind the weir to maintain a buffer of non vegetation around it to stay in compliance with storm water infrastructure inspections.

Site: 24



Comments: Normal growth observed

Pond #24 looked good during inspection. Positive results were noted as the Torpedogras was visibly decomposing from treatment applied on 2/12/2019. No inorganic debris was noted within Pond #24 during inspection.

Site: 26



Comments: Normal growth observed

Pond #26 was treated for minor algae development on 2/12/2019 and had displayed positive results as of inspection date. Moderate amounts of submersed Hydrilla were noted within Pond #26, which will require treatment to be performed during our upcoming scheduled visit.

Management Summary

Overall, the ponds within the Panther Trace CDD I have responded well to our initial maintenance treatments targeting invasive weeds, algae, and submersed vegetation. During our initial visit it was noted that Torpedograss was the most prevalent invasive weed throughout the community as it had taken over within Littoral areas, shorelines, pond wetland buffers, and within the ditch/swale through the community. Secondly, submersed weeds were present including Babytears, Slender Spikerush, Ludwigia, and Hydrilla, which are all native besides the highly invasive Hydrilla. Treatment for submersed weeds may require 30-60 days as the systemic properties of the herbicide requires long exposure times. Submersed weeds were identified within Ponds 4, #10, #23, and #26 during inspection. Ponds #2 and #11 will continue to be monitored and treated as necessary depending on the results of the recent treatment. Alligatorweed within Pond #11 will most likely need re-treatment as results were minimal. Lastly, algae was only identified within Pond #8 during inspection, which will require treatment to be performed during our upcoming maintenance visits. Native Gulf Spikerush remains within the littoral shelf of Pond #2 and will be promoted. Minimal native aquatic plants were identified during inspection.

Hydrilla, identified within Pond #26, is a multi-branched perennial herb that is rooted, but often seen floating as it can reproduce through fragmentation. Introduced to Florida in the 1950's Hydrilla has become one of the most invasive weeds growing in the shallowest and deepest parts of Florida's lakes reaching stem lengths of over 30 feet. It crowds out native vegetation and forms dense canopies lowering the oxygen levels causing an anoxic environment and providing habitat for mosquito larva. Treatment for Hydrilla is a priority as spreading throughout the community through fragmentation, runners, tubers, and buds may occur if not treated.

Midge flies or non-biting mosquitoes are insects belonging to the large Diptera order, which includes an estimated 1,000,000 different species of flying insects. Typically, we see two species of midge flies within storm water retention ponds Chironomidae (blood midge) and Chaoboridae (phantom midge). Usually seen in natural areas clinging to vegetation nearby the water source they hatched from Midges are short lived and typically are understood to have no feeding apparatus and only live an adult life to mate. In developed areas with storm water retention ponds Midge flies have little vegetation to cling to and will be seen covering the screens of lanais. There is no danger from Midge flies as they do not harbor disease like mosquitoes and are mostly an annoyance because of their masses. Midge flies typically reproduce in masses due to lack of predation from fish. Either there is a lack in populations of fish or the fish cannot reach the larva, which hide in the soils and can live in anoxic environments, which fish cannot.

When native vegetation is planted within storm water retention ponds they provide habitat for other desirable native wildlife such as fish, birds, invertebrates, and dragon flies which will feed on mosquito. Native vegetation will take root into the banks and provide sediment stability to control erosion and accumulation. This vegetation also provides a border to prevent unwanted debris, grass clippings, leaves, fertilizers, and other items which would cause excessive nutrient spikes within the pond. There were very few native plants within the community identified during inspection. Native aquatic planting proposals will be forthcoming and will target priority ponds based on our observations and the boards recommendations. ASI would be happy to attend the next board meeting to discuss priority ponds that would highly benefit from native aquatic plantings. Based on the inspection report Pond #2 and #4 would benefit greatly from native aquatic plantings.

Recommendations/Action Items

- Routine Maintenance.
- Monitor all ponds for Algal growth and target on contact.
- Treat all sites for invasive vegetation during our routine visits.
- Promote native vegetation throughout the community.
- Treat algae within Pond #8
- Monitor and treat submersed weeds within Ponds #4, #10, #23, and #26.
- Treat any remaining grasses within Ponds #2 and #11.

THANK YOU FOR CHOOSING ASI!

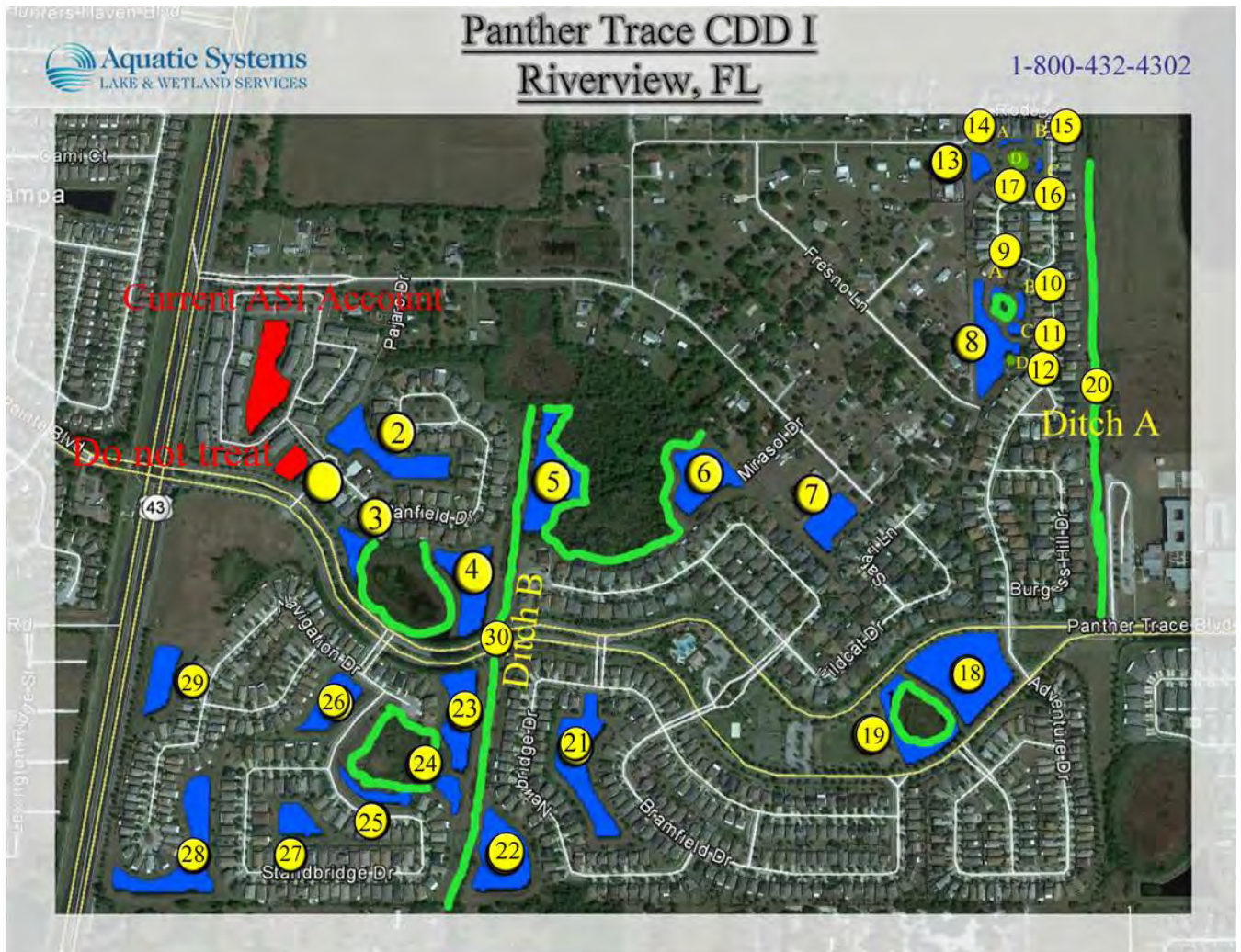


EXHIBIT 7.

LANDSCAPE REPORTS





PANTHER TRACE CDD

LANDSCAPE INSPECTION

February 4, 2019

ATTENDING:

MONICA VITALE – PANTHER TRACE

GARTH RINARD – LMP, INC.

PAUL WOODS – OLM, INC.

SCORE: 92.5%

NEXT INSPECTION
MARCH 4TH, 2019 AT 1:00 PM

CATEGORY I: MAINTENANCE CARRYOVER ITEMS

NONE

CATEGORY II: MAINTENANCE ITEMS

CLUBHOUSE

1. Continue to apply fungicide treatments to the Junipers.
2. Continue to remove debris in the bed areas.
3. Commons: Continue to monitor for active turf disease.
4. Adjacent to the handicap parking spaces: Prune the downward growth in the street side Oak, maintaining clearance for the trash truck. Also, removing the 2 lowest branches would create a balanced look and reduce any future conflict.
5. Retuck the mulch along the sidewalks.

BOULEVARD

6. Near the bridge: Closely monitor the recovery of the fungal damage turf.
7. West side right of way: Replace any failed turf under warranty that does not recover in the next 30 days.
8. Huntington entrance: Improve the vigor and fertility in the Asiatic Jasmine.
9. Across the 301 frontage: Continue to apply fungicide treatments to the Evergreen Giant Liriope.
10. US 301 frontage: Rejuvenate prune the Fakahatchee grass and increase the fertility to the flush new growth.
11. Across the US 31 frontage: Control bed weeds in the Pine tree stands, utilizing pine straw as a bed mulch.
12. Across from the construction site: Monitor the declining Dollarweed in the center median island.
13. Greystone entrance island: Prune the Ligustrum Privet branch overgrowing the travel

lane.

14. Gold Rain tree triangle: Reduce Broadleaf turf weeds in the irrigated turf stands to improve the condition of the St. Augustine.
15. Remove the debris along the pond shore weekly. (Rodeo Drive pond)

POOL

16. In the seating area: Rejuvenate/prune the tall Mexican Petunias.
17. Closely monitor the Gold Mound Duranta for any White Fly activity.

CATEGORY III: IMPROVEMENTS – PRICING

1. Brookshires entrance: Provide a price to replace the declining Oyster plant.

CATEGORY IV: NOTES TO OWNER

1. The recent cold temperatures have discolored or defoliated some of the semi and subtropical plants. This is a temporary issue and no permanent damage appears to have occurred.

CATEGORY V: NOTES TO CONTRACTOR

1. Coordinate with Monica future event dates at the sports field.

PGW:kn


cc: Monica Vitale ptreccentermanager@verizon.net
Scott Carlson scott.carlson@lmppro.com
Garth Rinard garth.rinard@lmppro.com
Barbara Gonzalez ARpayments@lmppro.com

PANTHER TRACE

MONTHLY LANDSCAPE MAINTENANCE INSPECTION GRADESHEET

A. LANDSCAPE MAINTENANCE	VALUE	DEDUCTION	REASON FOR DEDUCTION
TURF	5		
TURF FERTILITY	15		
TURF EDGING	5		
WEED CONTROL – TURF AREAS	10	5	Broadleaf at Golden Raintree triangle
TURF INSECT/DISEASE MANAGEMENT	10	5	Large patch, TARR
PLANT FERTILITY	5		
WEED CONTROL – BED AREAS	10		
PLANT INSECT/DISEASE CONTROL	10		
PRUNING	10	1	Fak Muhlygrass rejuv complete
CLEANLINESS	10		
MULCHING	5		
WATER/IRRIGATION MANAGEMENT	15		
CARRYOVERS	5		

B. SEASONAL COLOR/PERENNIAL MAINTENANCE	VALUE	DEDUCTION	REASON FOR DEDUCTION
VIGOR/APPEARANCE	10		
INSECT/DISEASE CONTROL	10		
DEADHEADING/PRUNING	10		
MAXIMUM VALUE	145		



Date 2-4-19 Score: 92.5 Performance Payment™ %100_____

Contractor Signature: _____

Inspector Signature: _____

Property Representative Signature: _____



January 28, 2019

Monica Vitale, LCAM, Facilities Director
Panther Trace CDD – Phase I
12515 Bramfield Dr.
Riverview, Florida 33579

Re: Landscape Maintenance – Weekly update

Monica,

For your review, below are landscape maintenance related items completed for the week of 1/21/19:

1. Mow, edge, line trim, blow common and ponds throughout common areas – off week. (Note: Common area St. Augustine and Bahia mowing shifts to a bi-weekly cycle effective November 5. Weekly mowing schedule resumes in March 2019)
2. Removal of trash, litter, debris, and signage along Panther Trace Blvd. and entrances – including pond shorelines.
3. Pool/ Clubhouse detail as needed.
4. Magnolia leaf drop removal (on-going).
5. Hand weed entrances as needed.
6. Selective turf weed control (St. Augustine); Disease (Brown Patch) application (St. Augustine)
7. Round-up weed control
8. Note: Florida Automated Weather Network (FAWN) reports rainfall for the period 1/21 – 1/28 was a cumulative 0.10 inches from the Balm weather station covering the Balm-Riverview area. The last significant amount of rain recorded at the Balm station was .06 inches on Sunday 1/20. Soil temperatures reported as an average 62.06
9. Panther Trace Weather Station (KFLRIVER86) reporting for Monday 1/28. Max rainfall during the week was 2.20" on Sunday 1/27, with a cumulative rainfall total of 3.18" for the period 1/21 – 1/28. Temperature reports for Monday 1/28 are hovering around 43 degrees in the overnight and early morning hours with projected temperatures in the low 40s Tuesday and Wednesday night/ morning.

Should you have any questions or need further information please do not hesitate to contact me at your convenience.

Thank you,

Garth Rinard

Garth Rinard, Account Manager
O: 813.757.6500
C: 813.478.9678
garth.rinard@lmppro.com

cc: Paul Woods, OLM, Inc.



February 4, 2019

Monica Vitale, LCAM, Facilities Director
Panther Trace CDD – Phase I
12515 Bramfield Dr.
Riverview, Florida 33579

Re: Landscape Maintenance – Weekly update

Monica,

For your review, below are landscape maintenance related items completed for the week of 1/28/19:

1. Mow, edge, line trim, blow common and ponds throughout common areas – completed. (Note: Common area St. Augustine and Bahia mowing shifts to a bi-weekly cycle effective November 5. Weekly mowing schedule resumes in March 2019)
2. Removal of trash, litter, debris, and signage along Panther Trace Blvd. and entrances – including pond shorelines.
3. Pool/ Clubhouse detail as needed.
4. Magnolia leaf drop removal (on-going).
5. Turf clean-up from two incidents of vehicle related damage.
6. Hand weed entrances as needed.
7. Irrigation inspection Clocks A, B, C, D – minor adjustments, head repairs. Program adjustments to pull usage into SWFMD water usage limits.
8. Round-up weed control
9. Note: Florida Automated Weather Network (FAWN) reports rainfall for the period 1/28 – 2/4 was a cumulative 0.09 inches from the Balm weather station covering the Balm-Riverview area. The last significant amount of rain recorded at the Balm station was .05 inches on Saturday 2/2. Soil temperatures reported as an average 66.31
10. Panther Trace Weather Station (KFLRIVER86) reporting for Monday 2/4. Max rainfall during the week was .04" on Tuesday 1/29, with a cumulative rainfall total of .07" for the period 1/28 – 2/4. Temperature for the upcoming week are projected to be warming.

Should you have any questions or need further information please do not hesitate to contact me at your convenience.

Thank you,

Garth Rinard

Garth Rinard, Account Manager
O: 813.757.6500
C: 813.478.9678
garth.rinard@lmppro.com

cc: Paul Woods, OLM, Inc.



February 11, 2019

Monica Vitale, LCAM, Facilities Director
Panther Trace CDD – Phase I
12515 Bramfield Dr.
Riverview, Florida 33579

Re: Landscape Maintenance – Weekly update

Monica,

For your review, below are landscape maintenance related items completed for the week of 2/04/19:

1. Mow, edge, line trim, blow common and ponds throughout common areas – off week. (Note: Common area St. Augustine and Bahia mowing shifts to a bi-weekly cycle effective November 5. Weekly mowing schedule resumes in March 2019)
2. Removal of trash, litter, debris, and signage along Panther Trace Blvd. and entrances – including pond shorelines.
3. Pool/ Clubhouse detail as needed.
4. Magnolia leaf drop removal (on-going).
5. Ornamental grass cutbacks.
6. Adventure Drive roadway clean-up; squirrel
7. Turf disease and selective weed control – St. Augustine; spot treat.
8. Round-up weed control
9. OLM inspection.
10. Note: Florida Automated Weather Network (FAWN) reports rainfall for the period 2/4 – 2/11 was a cumulative 0.01 inches from the Balm weather station covering the Balm-Riverview area. The last significant amount of rain recorded at the Balm station was .05 inches on Saturday 2/2. Soil temperatures reported as an average 68.99
11. Panther Trace Weather Station (KFLRIVER86) reporting for Monday 2/11. Max rainfall during the week was .03” on Sunday 2/10, with a cumulative rainfall total of .03” for the period 2/4 – 2/11. Temperature for the upcoming week are projected to continue to be above average with rain and slightly cooler mid-to-latter part of the week.

Should you have any questions or need further information please do not hesitate to contact me at your convenience.

Thank you,

Garth Rinard

Garth Rinard, Account Manager
O: 813.757.6500
C: 813.478.9678
garth.rinard@lmppro.com

cc: Paul Woods, OLM, Inc.



February 18, 2019

Monica Vitale, LCAM, Facilities Director
Panther Trace CDD – Phase I
12515 Bramfield Dr.
Riverview, Florida 33579

Re: Landscape Maintenance – Weekly update

Monica,

For your review, below are landscape maintenance related items completed for the week of 2/11/19:

1. Mow, edge, line trim, blow common and ponds throughout common areas – completed week. (Note: Common area St. Augustine and Bahia mowing shifts to a bi-weekly cycle effective November 5. Weekly mowing schedule resumes in March 2019)
2. Removal of trash, litter, debris, and signage along Panther Trace Blvd. and entrances – including pond shorelines. Animal removal from playground area.
3. Pool/ Clubhouse detail as needed.
4. Magnolia leaf drop removal (on-going).
5. Ornamental grass cutbacks.
6. Select pruning along Panther Trace Blvd.
7. Round-up weed control
8. Note: Florida Automated Weather Network (FAWN) reports rainfall for the period 2/11 – 2/18 was a cumulative 0.43 inches from the Balm weather station covering the Balm-Riverview area. The last significant amount of rain recorded at the Balm station was .28 inches on Wednesday 2/13. Soil temperatures reported as an average 69.33
9. Panther Trace Weather Station (KFLRIVER86) reporting for Monday 2/18. Max rainfall during the week was .29" on Wednesday 2/13, with a cumulative rainfall total of .60" for the period 2/11 – 2/18. Temperature for the upcoming week are projected to continue to be above average.

Should you have any questions or need further information please do not hesitate to contact me at your convenience.

Thank you,

Garth Rinard

Garth Rinard, Account Manager
O: 813.757.6500
C: 813.478.9678
garth.rinard@lmppro.com

cc: Paul Woods, OLM, Inc.